

Classified
Cooper Lighting Solutions Photometric Lab
1121 Highway 74 South
Peachtree City, GA 30269



Scaled data based on original data using
LM-79-08 Approved Method: Electrical and Photometric Measurements of Solid-State
Lighting Products

Test Report Prepared for
Cooper Lighting Solutions
(formerly Eaton)

Brand: McGRAW-EDISON

Report Number: P626568 (CONVERTED FROM TYPE C PHOTOMETRY)

Luminaire Tested: **GFLD-SA1A-740-U-NR-VSR-XX**

Issue Date: 12/7/2022

Test Information

Test Method: LM-79-08
 Report Number: P626568 (CONVERTED FROM TYPE C PHOTOMETRY)
 TEST IS SCALED FROM IESNA LM-79-08 TEST DATA (G2-2210-813-12)
 Test Lab: COOPER LIGHTING SOLUTIONS
 Issue Date: 12/7/2022
 Manufacturer: COOPER LIGHTING SOLUTIONS (FORMERLY EATON)
 Product Line: MCGRAW-EDISON
 Catalog Number: GFLD-SA1A-740-U-NR-VSR-XX
 Description: GALLEON FLOOD, ONE LIGHT SQAURE, NARROW SYMMETRICAL ROUND N3 WITH VISOR
 Light Source: (16) 4000K CCT, 70 CRI LEDS
 Ballast/Driver: -

Summary

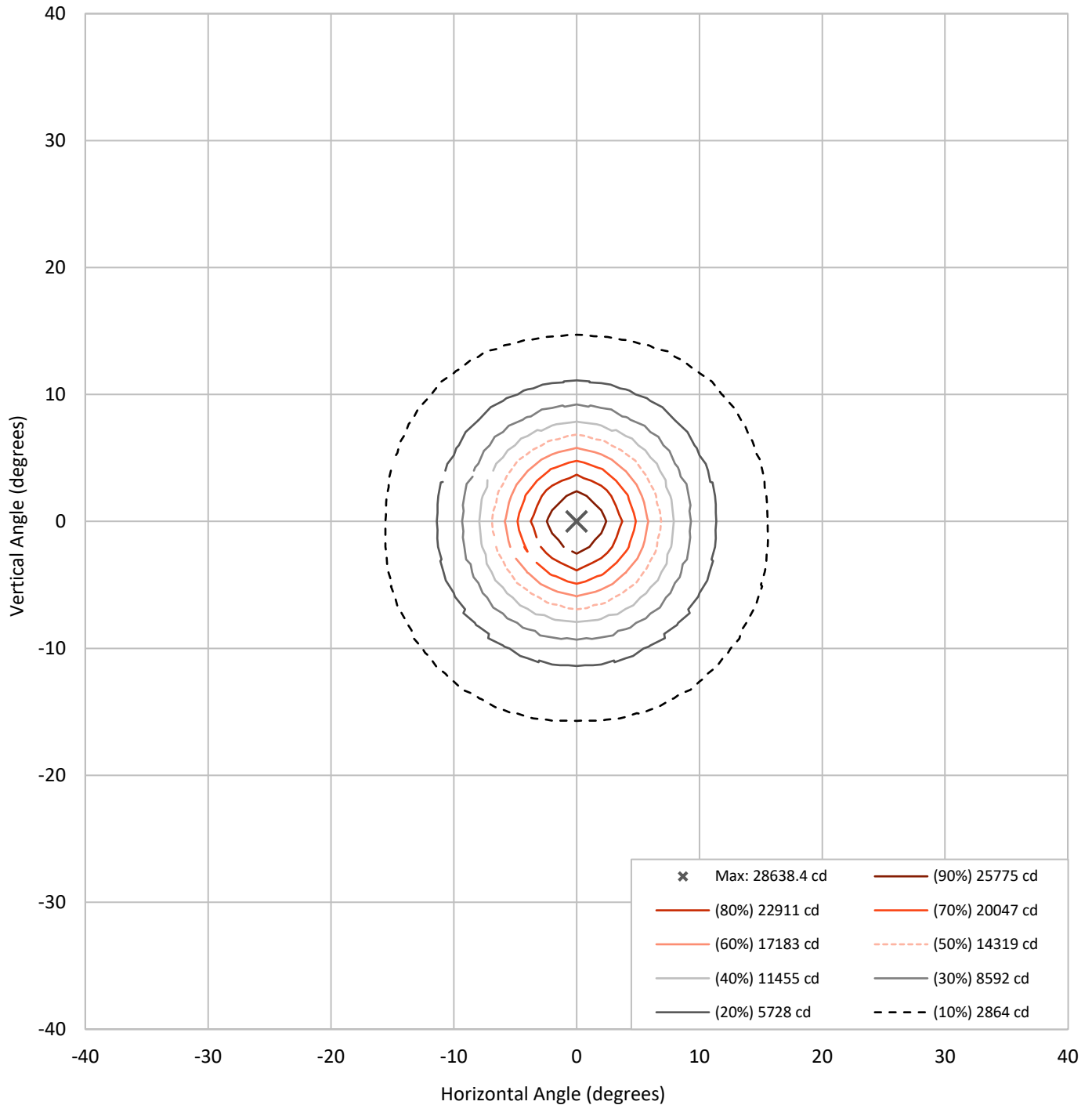
Lumens per Lamp:	N/A	NEMA Type:	3H x 3V
Luminaire Lumens:	2825.2 lumens	Max Intensity:	28638.4 candela
Efficiency:	N/A	Max Intensity Angle:	0°H x 0°V
Efficacy:	156.1 lumens/watt		
Luminous Opening:	Rectangular (W 0.5' x L: 0.5' x H: 0')		
Beam Angle (50%):	13.6°H x 13.6°V	Field Angle (10%):	30.9°H x 30.2°V
Beam Lumens:	901.9 lumens	Field Lumens:	2008.9 lumens
Beam Efficiency:	31.9%	Field Efficiency:	71.1%

Input Watts (W): 18.1
 Input Voltage (V): 120
 Input Current (Ain): NR
 Voltage Rise (V): NR
 Power Factor: NR
 Total Harmonic Distortion (THDi): NR
 Frequency (hertz): 60
 Stabilization Time: NR
 Operation Time: NR
 Ambient Temperature (°C): NR
 Test Distance: 25 FT



REPORT NUMBER: P626568 (CONVERTED FROM TYPE C PHOTOMETRY)
CATALOG NUMBER: GFLD-SA1A-740-U-NR-VSR-XX

Iso-Candela Plot





REPORT NUMBER: P626568 (CONVERTED FROM TYPE C PHOTOMETRY)

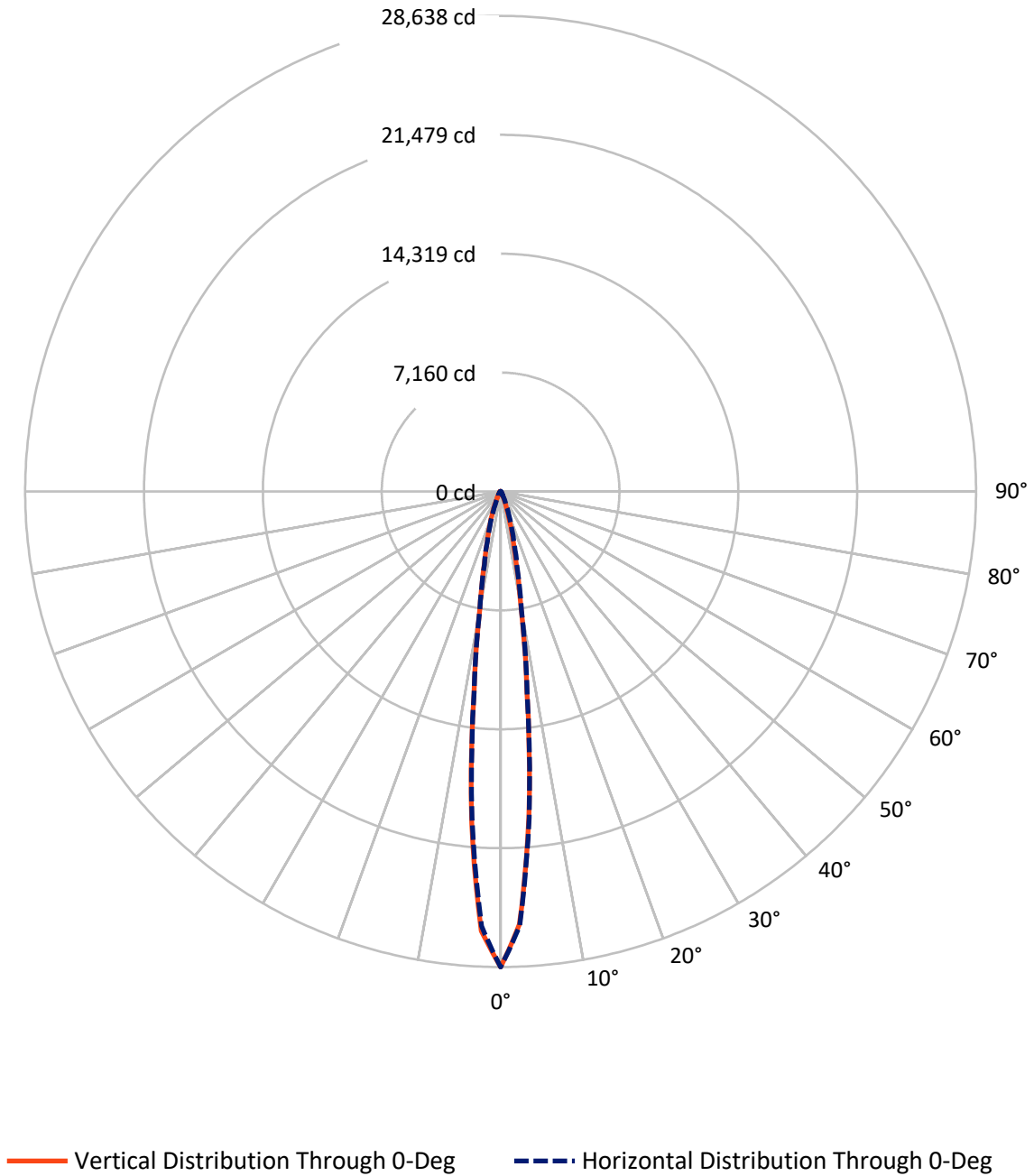
CATALOG NUMBER: GFLD-SA1A-740-U-NR-VSR-XX

Lumen Table

90	0.0	0.0	0.0	0.0	0.0	0.0	0.0	0.0	0.0	0.0	0.0	0.0	0.0	0.0	0.0	0.0	0.0
80	0.0	0.0	0.0	0.0	0.0	0.0	0.0	0.0	0.0	0.0	0.0	0.0	0.0	0.0	0.0	0.0	0.0
70	0.0	0.0	0.0	0.0	0.0	0.0	0.0	0.0	0.0	0.0	0.0	0.0	0.0	0.0	0.0	0.0	0.0
60		0.0	0.0	0.1	0.2	0.3	0.3	0.4	0.4	0.3	0.3	0.2	0.1	0.0	0.0		
50	0.0	0.0	0.1	0.2	0.5	0.7	1.0	1.1	1.1	1.0	0.7	0.5	0.2	0.1	0.0	0.0	
40		0.0	0.2	0.5	0.9	1.4	2.3	2.9	2.9	2.3	1.4	0.9	0.5	0.2	0.0		
30	0.0	0.1	0.3	0.7	1.3	2.9	7.7	12.7	12.7	7.7	2.9	1.3	0.7	0.3	0.1	0.0	
20		0.1	0.4	1.0	2.2	8.6	36.2	79.6	79.6	36.2	8.6	2.2	1.0	0.4	0.1		
10	0.0	0.2	0.5	1.2	3.0	16.1	86.8	389.2	389.2	86.8	16.1	3.0	1.2	0.5	0.2	0.0	
0		0.2	0.6	1.2	3.2	17.2	89.8	395.8	395.8	89.8	17.2	3.2	1.2	0.6	0.2		
-10	0.1	0.2	0.6	1.2	2.8	10.9	43.6	93.3	93.3	43.6	10.9	2.8	1.2	0.6	0.2	0.1	
-20		0.2	0.6	1.1	2.2	5.1	13.4	22.4	22.4	13.4	5.1	2.2	1.1	0.6	0.2		
-30	0.0	0.2	0.5	1.0	1.7	2.8	4.6	5.8	5.8	4.6	2.8	1.7	1.0	0.5	0.2	0.0	
-40		0.1	0.4	0.8	1.4	2.0	2.6	2.9	2.9	2.6	2.0	1.4	0.8	0.4	0.1		
-50	0.0	0.1	0.3	0.6	1.1	1.5	1.9	2.1	2.1	1.9	1.5	1.1	0.6	0.3	0.1	0.0	
-60		0.1	0.2	0.4	0.7	1.0	1.3	1.5	1.5	1.3	1.0	0.7	0.4	0.2	0.1		
-70	0.0	0.1	0.3	0.6	1.1	1.5	1.9	2.1	2.1	1.9	1.5	1.1	0.6	0.3	0.1	0.0	
-80		0.1	0.2	0.4	0.7	1.0	1.3	1.5	1.5	1.3	1.0	0.7	0.4	0.2	0.1		
-90	0.0	0.2	0.7	1.6	2.0	1.6	0.7	0.2	0.0	0.0	0.0	0.0	0.0	0.0	0.0	0.0	

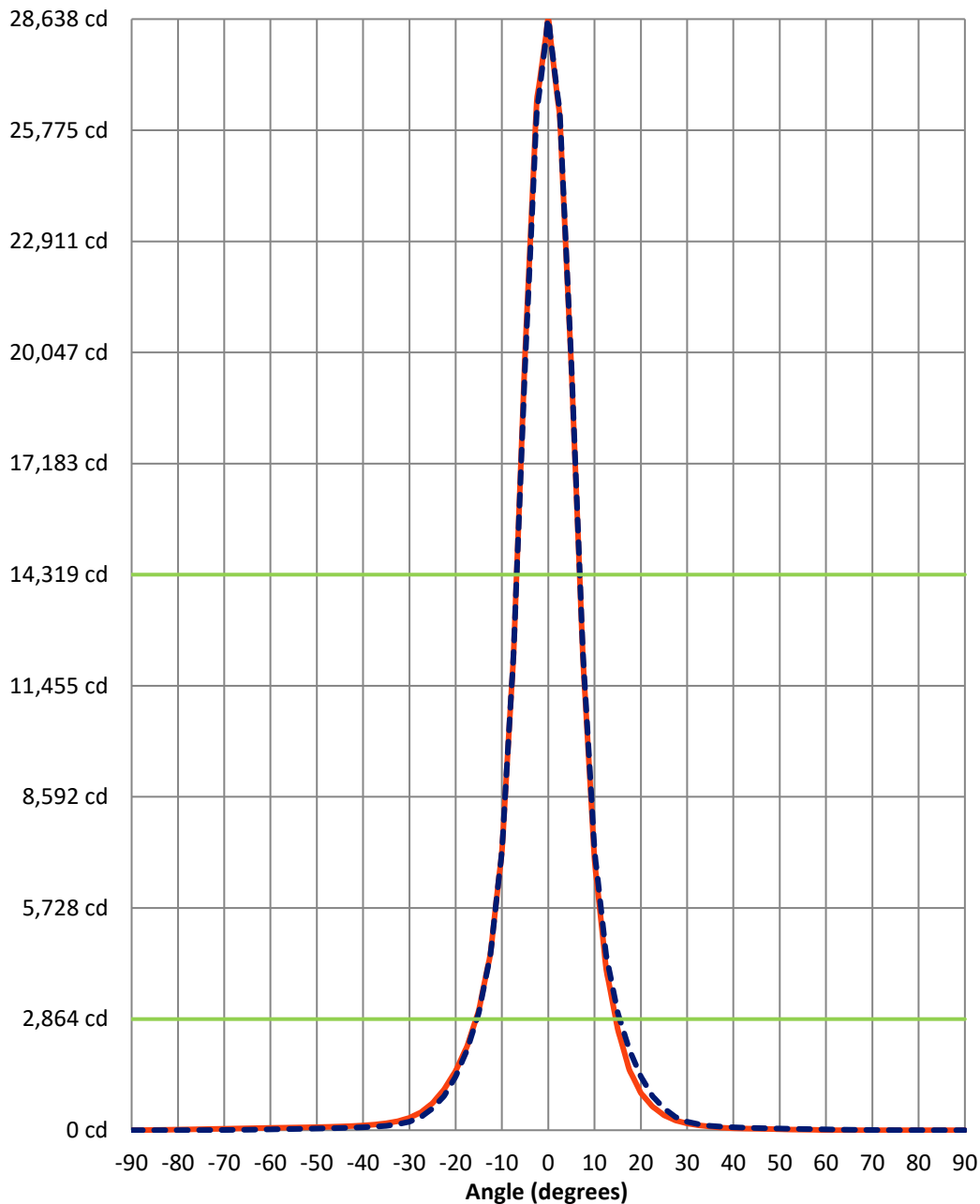
REPORT NUMBER: P626568 (CONVERTED FROM TYPE C PHOTOMETRY)
CATALOG NUMBER: GFLD-SA1A-740-U-NR-VSR-XX

Luminous Intensity Polar Plot



REPORT NUMBER: P626568 (CONVERTED FROM TYPE C PHOTOMETRY)
 CATALOG NUMBER: GFLD-SA1A-740-U-NR-VSR-XX

Luminous Intensity Plot



Beam:
 H Angle: 13.6°
 V Angle: 13.6°
 Lumens: 901.9
 Efficiency: 31.9%

Field:
 H Angle: 30.9°
 V Angle: 30.2°
 Lumens: 2008.9
 Efficiency: 71.1%

Spill:
 Lumens: 816.3
 Efficiency: 28.9%

— Vertical Distribution through 0-Deg
 - - Horizontal Distribution through 0-Deg

Classified

Cooper Lighting Solutions Photometric Lab
1121 Highway 74 South
Peachtree City, GA 30269

Scaled Data Report



REPORT NUMBER: P626568 (CONVERTED FROM TYPE C PHOTOMETRY)

CATALOG NUMBER: GFLD-SA1A-740-U-NR-VSR-XX

FIELD
BEAM

CANDELA DISTRIBUTION:

	-90°	-87.5°	-85°	-82.5°	-80°	-77.5°	-75°	-72.5°	-70°	-67.5°	-65°
90°	0.0	0.0	0.0	0.0	0.0	0.0	0.0	0.0	0.0	0.0	0.0
87.5°	0.0	0.0	0.0	0.0	0.0	0.0	0.0	0.0	0.0	0.0	0.0
85°	0.0	0.0	0.0	0.0	0.0	0.0	0.0	0.0	0.0	0.0	0.0
82.5°	0.0	0.0	0.0	0.0	0.0	0.0	0.0	0.0	0.0	0.0	0.0
80°	0.0	0.1	0.0	0.0	0.0	0.0	0.0	0.0	0.0	0.0	0.0
77.5°	0.0	0.1	0.0	0.0	0.0	0.0	0.0	0.0	0.0	0.0	0.0
75°	0.0	0.1	0.0	0.0	0.0	0.0	0.0	0.0	0.0	0.1	0.0
72.5°	0.0	0.1	0.0	0.0	0.1	0.1	0.0	0.0	0.1	0.1	0.1
70°	0.0	0.1	0.0	0.0	0.1	0.1	0.1	0.2	0.3	0.2	0.1
67.5°	0.0	0.1	0.0	0.1	0.2	0.2	0.2	0.3	0.4	0.2	0.1
65°	0.0	0.1	0.0	0.1	0.2	0.3	0.3	0.5	0.4	0.3	0.2
62.5°	0.0	0.2	0.1	0.2	0.3	0.3	0.5	0.6	0.4	0.3	0.4
60°	0.0	0.2	0.1	0.3	0.4	0.4	0.6	0.6	0.5	0.4	0.5
57.5°	0.0	0.2	0.1	0.3	0.4	0.5	0.6	0.6	0.5	0.5	0.6
55°	0.0	0.2	0.2	0.4	0.5	0.6	0.6	0.6	0.6	0.6	0.6
52.5°	0.0	0.2	0.2	0.4	0.5	0.6	0.6	0.6	0.6	0.6	0.6
50°	0.0	0.2	0.3	0.5	0.5	0.6	0.6	0.6	0.6	0.6	0.7
47.5°	0.0	0.3	0.3	0.6	0.6	0.6	0.6	0.6	0.6	0.6	0.8
45°	0.0	0.3	0.4	0.6	0.6	0.6	0.6	0.6	0.6	0.7	1.0
42.5°	0.0	0.3	0.4	0.6	0.6	0.6	0.6	0.6	0.7	0.9	1.3
40°	0.0	0.3	0.4	0.6	0.6	0.6	0.6	0.7	0.8	1.1	1.7
37.5°	0.0	0.3	0.4	0.6	0.6	0.6	0.6	0.7	1.0	1.4	2.1
35°	0.0	0.4	0.5	0.6	0.6	0.6	0.6	0.8	1.2	1.8	2.6
32.5°	0.0	0.4	0.5	0.6	0.6	0.6	0.6	0.9	1.4	2.1	3.2
30°	0.0	0.4	0.5	0.6	0.6	0.6	0.7	1.0	1.7	2.5	3.9
27.5°	0.0	0.4	0.5	0.6	0.6	0.6	0.7	1.2	1.9	2.8	4.6
25°	0.0	0.4	0.6	0.6	0.6	0.6	0.8	1.4	2.2	3.3	5.4
22.5°	0.0	0.4	0.6	0.6	0.6	0.6	0.9	1.6	2.5	3.9	6.4
20°	0.0	0.5	0.6	0.6	0.6	0.7	1.0	1.8	2.7	4.6	7.2
17.5°	0.0	0.5	0.6	0.6	0.6	0.7	1.1	2.0	3.0	5.2	8.0
15°	0.0	0.5	0.6	0.6	0.6	0.8	1.2	2.1	3.2	5.8	8.7
12.5°	0.0	0.5	0.6	0.6	0.6	0.8	1.3	2.3	3.5	6.4	9.3
10°	0.0	0.5	0.6	0.6	0.6	0.9	1.4	2.5	3.9	7.0	9.9
7.5°	0.0	0.6	0.6	0.6	0.6	1.0	1.5	2.6	4.3	7.5	10.4
5°	0.0	0.6	0.6	0.6	0.6	1.1	1.6	2.8	4.7	7.9	10.8
2.5°	0.0	0.6	0.6	0.6	0.6	1.1	1.7	2.9	5.1	8.2	11.2
0°	0.0	0.6	0.6	0.6	0.6	1.2	1.8	3.0	5.5	8.5	11.5
-2.5°	0.0	0.6	0.6	0.6	0.7	1.3	2.0	3.2	5.8	8.7	11.9
-5°	0.0	0.6	0.6	0.6	0.7	1.3	2.1	3.3	6.1	8.9	12.2
-7.5°	0.0	0.6	0.6	0.6	0.8	1.4	2.2	3.5	6.3	9.0	12.4
-10°	0.0	0.6	0.6	0.6	0.8	1.4	2.4	3.6	6.4	9.1	12.6
-12.5°	0.0	0.6	0.6	0.6	0.8	1.5	2.5	3.7	6.5	9.2	12.8
-15°	0.0	0.6	0.6	0.6	0.9	1.5	2.5	3.8	6.5	9.4	13.1
-17.5°	0.0	0.6	0.6	0.6	0.9	1.5	2.6	3.9	6.5	9.5	13.2
-20°	0.0	0.6	0.6	0.6	0.9	1.5	2.6	4.0	6.4	9.5	13.1

Classified

Cooper Lighting Solutions Photometric Lab
1121 Highway 74 South
Peachtree City, GA 30269

Scaled Data Report



REPORT NUMBER: P626568 (CONVERTED FROM TYPE C PHOTOMETRY)

CATALOG NUMBER: GFLD-SA1A-740-U-NR-VSR-XX

CANDELA DISTRIBUTION (continued):

	-90°	-87.5°	-85°	-82.5°	-80°	-77.5°	-75°	-72.5°	-70°	-67.5°	-65°
-22.5°	0.0	0.6	0.6	0.6	0.9	1.6	2.7	4.1	6.2	9.4	13.0
-25°	0.0	0.5	0.6	0.6	0.9	1.6	2.7	4.1	6.0	9.2	12.7
-27.5°	0.0	0.5	0.6	0.6	0.9	1.6	2.7	4.1	5.8	8.9	12.4
-30°	0.0	0.5	0.6	0.6	0.9	1.7	2.7	4.0	5.7	8.5	12.0
-32.5°	0.0	0.5	0.6	0.6	0.9	1.7	2.6	4.0	5.6	8.1	11.4
-35°	0.0	0.5	0.6	0.6	0.9	1.7	2.6	3.9	5.5	7.7	10.7
-37.5°	0.0	0.5	0.6	0.6	0.8	1.6	2.6	3.9	5.4	7.2	10.3
-40°	0.0	0.5	0.6	0.6	0.8	1.6	2.6	3.8	5.2	6.9	9.9
-42.5°	0.0	0.4	0.6	0.6	0.8	1.6	2.5	3.6	5.0	6.8	9.5
-45°	0.0	0.4	0.6	0.6	0.8	1.5	2.4	3.5	4.8	6.6	9.0
-47.5°	0.0	0.4	0.6	0.6	0.8	1.4	2.3	3.4	4.7	6.3	8.6
-50°	0.0	0.4	0.6	0.6	0.9	1.3	2.2	3.3	4.5	6.1	8.2
-52.5°	0.0	0.4	0.6	0.6	0.9	1.2	2.1	3.1	4.2	5.7	7.6
-55°	0.0	0.3	0.6	0.6	0.8	1.2	1.9	2.9	4.0	5.3	7.1
-57.5°	0.0	0.3	0.6	0.6	0.8	1.2	1.7	2.6	3.7	4.9	6.4
-60°	0.0	0.3	0.6	0.6	0.8	1.1	1.6	2.4	3.4	4.5	5.7
-62.5°	0.0	0.3	0.6	0.6	0.8	1.1	1.5	2.1	3.0	4.0	5.2
-65°	0.0	0.3	0.5	0.6	0.8	1.0	1.4	1.9	2.6	3.6	4.6
-67.5°	0.0	0.2	0.5	0.6	0.7	1.0	1.3	1.7	2.2	3.1	4.0
-70°	0.0	0.2	0.4	0.6	0.7	0.9	1.2	1.5	2.0	2.6	3.4
-72.5°	0.0	0.2	0.4	0.5	0.7	0.8	1.0	1.4	1.8	2.2	2.8
-75°	0.0	0.2	0.3	0.5	0.6	0.7	0.9	1.2	1.5	1.9	2.3
-77.5°	0.0	0.1	0.3	0.4	0.5	0.6	0.8	1.0	1.3	1.6	1.9
-80°	0.0	0.1	0.2	0.3	0.4	0.5	0.6	0.9	1.1	1.3	1.6
-82.5°	0.0	0.1	0.2	0.2	0.3	0.4	0.5	0.7	0.9	1.1	1.3
-85°	0.0	0.1	0.1	0.2	0.2	0.3	0.3	0.4	0.6	0.8	1.0
-87.5°	0.0	0.0	0.1	0.1	0.1	0.1	0.2	0.2	0.3	0.4	0.5
-90°	0.0	0.0	0.0	0.0	0.0	0.0	0.0	0.0	0.0	0.0	0.0



REPORT NUMBER: P626568 (CONVERTED FROM TYPE C PHOTOMETRY)
 CATALOG NUMBER: GFLD-SA1A-740-U-NR-VSR-XX

CANDELA DISTRIBUTION (continued):

	-62.5°	-60°	-57.5°	-55°	-52.5°	-50°	-47.5°	-45°	-42.5°	-40°	-37.5°
90°	0.0	0.0	0.0	0.0	0.0	0.0	0.0	0.0	0.0	0.0	0.0
87.5°	0.0	0.0	0.0	0.0	0.0	0.0	0.0	0.0	0.0	0.0	0.0
85°	0.0	0.0	0.0	0.0	0.0	0.0	0.0	0.0	0.0	0.0	0.0
82.5°	0.0	0.0	0.0	0.0	0.0	0.0	0.0	0.0	0.0	0.0	0.0
80°	0.0	0.0	0.0	0.0	0.0	0.0	0.0	0.0	0.0	0.0	0.0
77.5°	0.0	0.0	0.0	0.0	0.0	0.0	0.0	0.0	0.0	0.0	0.0
75°	0.0	0.0	0.0	0.0	0.0	0.0	0.0	0.0	0.0	0.0	0.0
72.5°	0.0	0.0	0.0	0.0	0.0	0.0	0.0	0.0	0.0	0.0	0.0
70°	0.0	0.0	0.1	0.1	0.0	0.0	0.0	0.0	0.0	0.0	0.0
67.5°	0.0	0.2	0.2	0.1	0.0	0.0	0.0	0.0	0.0	0.0	0.0
65°	0.3	0.4	0.3	0.2	0.0	0.1	0.2	0.2	0.0	0.0	0.0
62.5°	0.6	0.5	0.3	0.2	0.3	0.5	0.4	0.2	0.1	0.3	0.4
60°	0.6	0.5	0.4	0.5	0.6	0.5	0.4	0.6	0.9	1.1	1.3
57.5°	0.6	0.6	0.5	0.6	0.7	0.7	1.1	1.4	2.0	2.5	2.8
55°	0.6	0.6	0.7	0.8	1.0	1.4	2.0	2.8	3.4	4.4	5.3
52.5°	0.7	0.7	0.9	1.2	1.8	2.5	3.4	4.6	5.9	6.9	7.9
50°	0.8	1.0	1.3	2.1	2.9	3.9	5.5	7.2	8.3	9.4	10.8
47.5°	1.1	1.4	2.1	3.0	4.2	5.9	8.0	9.2	10.3	12.0	13.8
45°	1.4	2.0	3.0	4.3	5.9	8.2	9.9	10.9	12.7	14.7	16.8
42.5°	1.8	2.8	4.1	5.5	8.0	10.2	11.7	13.3	15.2	17.5	19.8
40°	2.5	3.6	5.4	7.5	10.0	12.2	14.1	15.9	17.7	20.8	23.2
37.5°	3.2	4.8	6.8	9.3	12.0	14.4	16.5	18.8	21.4	24.9	27.1
35°	3.8	6.0	8.4	11.1	14.0	16.7	19.2	21.9	25.4	28.6	31.2
32.5°	4.7	7.3	9.9	12.9	15.9	18.9	22.0	25.2	28.6	31.9	35.3
30°	5.9	8.6	11.4	14.6	17.6	21.1	24.7	28.0	31.4	34.9	38.8
27.5°	7.1	9.8	12.9	16.1	19.2	23.2	27.1	30.6	34.1	37.9	42.2
25°	8.2	11.1	14.3	17.5	21.1	25.4	29.7	33.7	36.6	40.9	46.0
22.5°	9.2	12.3	15.8	18.7	23.0	27.6	32.5	36.9	40.4	44.2	50.0
20°	10.2	13.6	17.1	20.4	24.8	29.8	35.6	40.1	44.5	49.4	55.3
17.5°	11.2	14.7	18.5	22.4	27.0	32.2	38.8	43.4	48.5	54.5	61.9
15°	12.1	15.8	19.8	24.2	29.0	34.6	41.0	46.7	52.8	59.7	68.5
12.5°	12.9	16.8	21.1	25.9	30.7	36.6	42.8	48.8	55.9	64.9	76.0
10°	13.7	17.7	22.4	27.4	32.3	38.4	44.4	50.7	58.2	68.0	80.8
7.5°	14.4	18.6	23.6	28.8	33.6	39.8	45.8	52.2	60.0	70.6	83.9
5°	14.9	19.6	24.8	29.8	34.7	41.0	46.9	53.4	61.5	72.6	86.2
2.5°	15.4	20.4	25.8	30.4	35.6	42.1	47.8	54.7	63.1	74.2	88.3
0°	15.8	21.2	26.7	30.9	36.4	43.0	48.5	55.8	64.3	75.2	90.3
-2.5°	16.5	21.8	27.2	31.5	37.2	43.1	48.9	55.9	64.7	76.0	90.7
-5°	17.1	22.3	27.6	31.9	37.8	43.1	49.1	55.8	64.9	76.4	91.3
-7.5°	17.6	22.7	27.8	32.2	38.2	43.3	49.4	56.2	65.3	76.8	92.2
-10°	17.9	23.0	28.0	32.7	38.2	43.6	49.5	56.3	65.3	76.6	91.7
-12.5°	18.0	23.2	28.1	32.9	38.2	43.5	49.4	56.1	64.6	75.6	89.9
-15°	18.1	23.2	28.1	32.9	38.1	43.3	49.0	55.5	63.4	74.0	86.9
-17.5°	18.0	23.2	27.9	32.7	38.0	42.8	48.4	54.6	62.2	72.1	84.5
-20°	17.9	23.1	27.7	32.3	37.8	42.3	47.8	53.8	60.9	69.9	81.0

Classified

Cooper Lighting Solutions Photometric Lab
1121 Highway 74 South
Peachtree City, GA 30269

Scaled Data Report



REPORT NUMBER: P626568 (CONVERTED FROM TYPE C PHOTOMETRY)

CATALOG NUMBER: GFLD-SA1A-740-U-NR-VSR-XX

CANDELA DISTRIBUTION (continued):

	-62.5°	-60°	-57.5°	-55°	-52.5°	-50°	-47.5°	-45°	-42.5°	-40°	-37.5°
-22.5°	17.6	22.8	27.4	31.9	37.1	41.9	47.0	52.7	59.1	67.2	77.1
-25°	17.3	22.4	27.1	31.5	36.3	41.2	46.0	51.4	57.3	65.1	74.0
-27.5°	16.9	21.9	26.5	31.1	35.5	40.3	45.0	50.1	55.9	62.8	70.8
-30°	16.4	21.2	25.8	30.4	34.8	39.4	43.8	48.7	54.2	60.7	68.1
-32.5°	15.7	20.4	24.9	29.4	34.0	38.4	42.5	47.3	52.4	58.1	65.1
-35°	14.9	19.5	23.9	28.2	33.0	37.2	41.3	45.6	50.4	55.7	61.4
-37.5°	14.3	18.5	22.8	26.9	31.5	35.8	39.8	43.9	48.3	53.1	58.3
-40°	13.6	17.5	21.7	25.7	29.7	34.1	38.1	42.0	46.1	51.0	55.6
-42.5°	12.8	16.6	20.5	24.4	28.3	32.2	36.2	39.9	44.3	48.9	53.4
-45°	12.2	15.8	19.3	23.1	26.9	30.5	34.2	37.8	42.1	46.7	51.2
-47.5°	11.5	14.8	18.3	21.8	25.5	29.0	32.3	35.9	39.7	44.0	48.7
-50°	10.7	13.9	17.1	20.4	23.9	27.5	30.8	34.1	37.6	41.2	45.2
-52.5°	10.1	12.8	15.8	18.8	22.2	25.7	29.0	32.3	35.6	38.9	42.3
-55°	9.3	11.8	14.5	17.3	20.2	23.6	26.9	30.1	33.5	36.6	39.9
-57.5°	8.4	10.7	13.1	15.7	18.4	21.1	24.4	27.6	30.7	33.9	37.4
-60°	7.5	9.5	11.7	14.1	16.7	19.2	21.9	24.9	27.9	30.8	34.0
-62.5°	6.5	8.3	10.2	12.3	14.7	17.2	19.6	22.1	24.9	27.5	30.2
-65°	5.8	7.1	8.7	10.6	12.5	14.7	17.0	19.4	21.8	24.0	26.1
-67.5°	5.1	6.2	7.5	8.8	10.6	12.5	14.3	16.4	18.5	20.6	22.5
-70°	4.3	5.3	6.4	7.6	8.9	10.4	12.1	13.8	15.4	17.1	19.0
-72.5°	3.5	4.4	5.4	6.4	7.5	8.7	10.0	11.4	12.8	14.3	15.7
-75°	2.9	3.5	4.2	5.1	6.0	7.0	8.0	9.1	10.3	11.5	12.7
-77.5°	2.4	2.9	3.4	3.9	4.6	5.5	6.4	7.2	8.1	9.0	10.0
-80°	1.9	2.3	2.8	3.3	3.8	4.3	4.9	5.6	6.2	6.8	7.5
-82.5°	1.6	1.9	2.3	2.6	2.9	3.2	3.5	3.9	4.3	4.7	5.1
-85°	1.2	1.5	1.7	2.0	2.1	2.2	2.4	2.5	2.8	3.0	3.3
-87.5°	0.6	0.7	0.9	1.0	1.1	1.2	1.2	1.3	1.4	1.6	1.8
-90°	0.0	0.0	0.0	0.0	0.0	0.0	0.0	0.0	0.0	0.0	0.0



REPORT NUMBER: P626568 (CONVERTED FROM TYPE C PHOTOMETRY)
 CATALOG NUMBER: GFLD-SA1A-740-U-NR-VSR-XX

CANDELA DISTRIBUTION (continued):

	-35°	-32.5°	-30°	-27.5°	-25°	-22.5°	-20°	-17.5°	-15°	-12.5°	-10°
90°	0.0	0.0	0.0	0.0	0.0	0.0	0.0	0.0	0.0	0.0	0.0
87.5°	0.0	0.0	0.0	0.0	0.0	0.0	0.0	0.0	0.0	0.0	0.0
85°	0.0	0.0	0.0	0.0	0.0	0.0	0.0	0.0	0.0	0.0	0.0
82.5°	0.0	0.0	0.0	0.0	0.0	0.0	0.0	0.0	0.0	0.0	0.0
80°	0.0	0.0	0.0	0.0	0.0	0.0	0.0	0.0	0.0	0.0	0.0
77.5°	0.0	0.0	0.0	0.0	0.0	0.0	0.0	0.0	0.0	0.0	0.0
75°	0.0	0.0	0.0	0.0	0.0	0.0	0.0	0.0	0.0	0.0	0.0
72.5°	0.0	0.0	0.0	0.0	0.0	0.0	0.0	0.0	0.0	0.0	0.0
70°	0.0	0.0	0.0	0.0	0.0	0.0	0.0	0.0	0.0	0.0	0.0
67.5°	0.0	0.0	0.0	0.0	0.0	0.0	0.0	0.0	0.0	0.0	0.0
65°	0.0	0.0	0.0	0.0	0.0	0.1	0.1	0.1	0.1	0.0	0.0
62.5°	0.4	0.3	0.5	0.6	0.7	0.7	0.6	0.5	0.5	0.4	0.5
60°	1.4	1.4	2.0	2.2	2.0	1.4	2.3	2.7	2.6	2.2	2.2
57.5°	3.5	4.3	4.8	5.1	5.9	7.2	7.5	7.0	6.9	7.0	8.1
55°	6.2	6.8	7.1	8.2	9.2	9.9	10.3	10.7	11.3	12.1	12.9
52.5°	8.7	9.6	10.2	11.2	12.4	12.8	12.6	14.1	15.3	16.1	16.4
50°	12.0	13.0	14.5	16.1	16.8	17.4	18.1	19.3	21.1	23.4	24.6
47.5°	15.5	17.2	18.7	20.5	21.4	22.1	23.1	25.2	27.8	30.2	31.4
45°	18.6	20.1	21.9	23.5	24.6	25.9	27.4	29.3	32.2	34.7	36.4
42.5°	21.2	22.9	24.7	26.6	27.7	29.5	31.8	34.4	37.4	40.0	42.0
40°	24.8	26.2	29.1	30.9	31.3	33.0	37.5	41.1	44.5	47.7	49.3
37.5°	29.0	31.8	34.8	36.4	38.0	41.0	47.0	52.9	57.2	61.5	63.9
35°	33.9	37.5	41.7	43.6	47.0	53.5	60.6	68.7	78.7	83.0	86.8
32.5°	38.7	42.7	46.6	50.8	56.7	64.4	72.4	85.6	97.9	107.4	114.3
30°	42.8	47.2	52.0	57.4	65.6	76.3	89.8	106.8	124.0	139.1	151.9
27.5°	47.0	51.9	57.7	65.7	77.3	91.9	113.3	137.5	166.4	187.6	213.0
25°	51.6	57.2	64.5	76.2	91.9	113.6	147.8	187.2	234.5	272.8	313.0
22.5°	57.0	65.3	74.6	87.6	115.0	150.7	197.5	264.8	337.6	404.8	469.6
20°	63.5	74.8	89.8	113.8	148.9	201.8	283.0	390.4	497.4	611.4	721.1
17.5°	72.8	89.1	112.3	146.5	192.8	297.4	429.3	595.3	808.6	1001.9	1170.7
15°	81.5	101.0	137.6	188.8	269.6	408.2	608.5	882.5	1214.9	1517.9	1837.9
12.5°	90.7	113.7	155.7	220.9	333.1	513.6	795.1	1170.5	1586.7	2043.4	2563.5
10°	97.9	125.9	176.2	258.8	397.2	621.9	957.2	1412.5	1965.6	2641.4	3472.8
7.5°	102.8	135.6	193.1	286.5	456.2	732.7	1136.2	1683.6	2375.1	3270.3	4433.7
5°	106.6	143.1	205.8	311.9	506.0	817.2	1268.9	1920.9	2739.0	3938.4	5910.0
2.5°	109.7	148.8	213.7	329.3	537.3	876.1	1357.9	2055.2	2955.6	4432.3	6990.1
0°	112.1	154.0	218.8	340.1	561.3	882.0	1385.7	2079.8	3033.3	4521.5	7222.6
-2.5°	113.2	156.7	220.6	342.4	558.9	892.1	1394.2	2099.4	3030.4	4472.7	6963.0
-5°	114.9	156.7	219.3	340.0	546.4	865.9	1338.8	1989.6	2847.6	4088.0	6128.3
-7.5°	116.1	154.2	212.9	324.6	513.6	809.4	1241.5	1807.6	2514.8	3456.6	4720.3
-10°	114.9	149.4	202.3	298.8	462.6	718.8	1093.6	1567.3	2155.1	2853.1	3711.6
-12.5°	110.6	140.5	185.1	262.6	396.5	617.3	944.7	1348.1	1783.1	2273.4	2866.6
-15°	105.1	131.0	169.5	237.8	347.6	516.7	755.8	1082.9	1431.9	1804.1	2201.0
-17.5°	100.9	122.6	154.5	203.9	284.7	419.1	607.0	839.4	1095.9	1379.3	1614.5
-20°	95.1	112.3	139.0	179.4	241.0	330.1	466.9	635.8	805.0	1004.3	1166.7

Classified

Cooper Lighting Solutions Photometric Lab
1121 Highway 74 South
Peachtree City, GA 30269

Scaled Data Report



REPORT NUMBER: P626568 (CONVERTED FROM TYPE C PHOTOMETRY)

CATALOG NUMBER: GFLD-SA1A-740-U-NR-VSR-XX

CANDELA DISTRIBUTION (continued):

	-35°	-32.5°	-30°	-27.5°	-25°	-22.5°	-20°	-17.5°	-15°	-12.5°	-10°
-22.5°	89.4	104.3	124.7	154.2	200.1	267.4	351.9	464.7	588.4	702.8	815.3
-25°	84.0	95.5	112.0	136.2	167.3	213.2	273.4	338.1	419.7	489.3	566.5
-27.5°	79.7	89.6	101.7	119.5	143.6	173.2	216.2	259.5	302.5	337.6	390.8
-30°	75.5	83.5	93.6	106.3	124.4	147.1	175.1	203.2	228.0	250.6	278.2
-32.5°	71.4	77.9	85.6	96.1	109.1	126.3	143.5	163.6	180.8	196.7	211.4
-35°	67.3	73.0	78.9	87.8	98.2	110.3	122.8	136.5	148.4	159.1	168.5
-37.5°	63.5	68.6	74.2	80.8	89.1	98.3	108.5	118.4	126.3	133.2	138.9
-40°	60.4	65.0	69.8	75.0	81.4	88.6	97.3	105.5	111.0	115.3	118.8
-42.5°	57.6	61.6	65.7	70.2	75.1	81.3	88.2	95.0	98.7	102.0	104.5
-45°	55.4	58.4	61.8	65.7	70.0	75.2	80.6	85.4	88.7	91.5	93.6
-47.5°	52.4	55.4	58.3	61.4	65.5	69.8	74.3	77.9	80.8	83.3	84.9
-50°	49.0	52.2	54.9	57.7	61.4	65.1	68.7	71.7	74.5	76.9	78.1
-52.5°	45.6	49.0	51.9	54.6	57.7	61.0	64.2	66.8	69.2	71.5	72.4
-55°	43.2	46.3	49.3	51.8	54.4	57.0	59.6	62.3	64.7	66.8	67.5
-57.5°	40.6	43.8	46.7	49.0	51.3	53.6	56.0	58.4	60.7	62.8	63.3
-60°	37.4	40.8	43.4	45.6	47.8	50.1	52.2	54.3	56.5	58.3	58.9
-62.5°	33.3	36.4	39.0	41.2	43.4	45.4	47.5	49.5	51.4	52.8	53.3
-65°	28.4	31.0	33.7	36.0	38.2	40.1	42.0	43.8	45.6	46.8	47.5
-67.5°	24.5	26.4	28.5	30.5	32.7	34.7	36.4	38.0	39.5	40.6	41.2
-70°	20.7	22.5	24.5	26.5	28.4	30.0	31.3	32.7	34.0	34.9	35.6
-72.5°	17.2	18.7	20.4	22.1	23.8	25.3	26.5	27.7	28.8	29.6	30.3
-75°	13.9	15.2	16.6	18.0	19.4	20.6	21.6	22.6	23.6	24.3	24.9
-77.5°	11.1	12.1	13.2	14.3	15.4	16.3	17.0	17.8	18.5	19.1	19.6
-80°	8.2	9.1	9.9	10.8	11.6	12.3	12.8	13.4	13.9	14.2	14.6
-82.5°	5.6	6.2	6.8	7.4	8.1	8.5	9.0	9.4	9.9	10.0	10.1
-85°	3.5	3.8	4.2	4.5	4.9	5.2	5.4	5.7	5.9	6.1	6.3
-87.5°	2.0	2.0	2.1	2.1	2.2	2.4	2.5	2.7	2.9	2.9	3.0
-90°	0.0	0.0	0.0	0.0	0.0	0.0	0.0	0.0	0.0	0.0	0.0



REPORT NUMBER: P626568 (CONVERTED FROM TYPE C PHOTOMETRY)
 CATALOG NUMBER: GFLD-SA1A-740-U-NR-VSR-XX

CANDELA DISTRIBUTION (continued):

	-7.5°	-5°	-2.5°	0°	2.5°	5°	7.5°	10°	12.5°	15°	17.5°
90°	0.0	0.0	0.0	0.0	0.0	0.0	0.0	0.0	0.0	0.0	0.0
87.5°	0.0	0.0	0.0	0.0	0.0	0.0	0.0	0.0	0.0	0.0	0.0
85°	0.0	0.0	0.0	0.0	0.0	0.0	0.0	0.0	0.0	0.0	0.0
82.5°	0.0	0.0	0.0	0.0	0.0	0.0	0.0	0.0	0.0	0.0	0.0
80°	0.0	0.0	0.0	0.0	0.0	0.0	0.0	0.0	0.0	0.0	0.0
77.5°	0.0	0.0	0.0	0.0	0.0	0.0	0.0	0.0	0.0	0.0	0.0
75°	0.0	0.0	0.0	0.0	0.0	0.0	0.0	0.0	0.0	0.0	0.0
72.5°	0.0	0.0	0.0	0.0	0.0	0.0	0.0	0.0	0.0	0.0	0.0
70°	0.0	0.0	0.0	0.0	0.0	0.0	0.0	0.0	0.0	0.0	0.0
67.5°	0.0	0.0	0.0	0.0	0.0	0.0	0.0	0.0	0.0	0.0	0.0
65°	0.0	0.0	0.0	0.0	0.0	0.0	0.0	0.0	0.0	0.1	0.1
62.5°	0.5	0.6	0.6	0.6	0.6	0.6	0.5	0.5	0.4	0.5	0.5
60°	2.1	1.8	1.8	1.8	1.8	1.8	2.1	2.2	2.2	2.6	2.7
57.5°	9.2	10.2	10.5	10.3	10.5	10.2	9.2	8.1	7.0	6.9	7.0
55°	13.4	13.7	13.9	13.9	13.9	13.7	13.4	12.9	12.1	11.3	10.7
52.5°	16.5	16.4	16.4	16.4	16.4	16.4	16.5	16.4	16.1	15.3	14.1
50°	24.7	24.2	24.1	24.2	24.1	24.2	24.7	24.6	23.4	21.1	19.3
47.5°	31.6	31.7	31.9	32.1	31.9	31.7	31.6	31.4	30.2	27.8	25.2
45°	36.9	37.3	37.5	37.6	37.5	37.3	36.9	36.4	34.7	32.2	29.3
42.5°	42.4	42.4	42.3	42.4	42.3	42.4	42.4	42.0	40.0	37.4	34.4
40°	50.0	50.1	50.0	49.7	50.0	50.1	50.0	49.3	47.7	44.5	41.1
37.5°	65.3	65.6	64.9	64.3	64.9	65.6	65.3	63.9	61.5	57.2	52.9
35°	90.3	92.9	94.2	94.6	94.2	92.9	90.3	86.8	83.0	78.7	68.7
32.5°	119.1	122.7	124.5	126.1	124.5	122.7	119.1	114.3	107.4	97.9	85.6
30°	160.2	166.9	169.8	174.0	169.8	166.9	160.2	151.9	139.1	124.0	106.8
27.5°	227.4	239.1	245.5	251.6	245.5	239.1	227.4	213.0	187.6	166.4	137.5
25°	342.2	364.7	379.2	386.1	379.2	364.7	342.2	313.0	272.8	234.5	187.2
22.5°	532.3	573.8	605.8	612.2	605.8	573.8	532.3	469.6	404.8	337.6	264.8
20°	827.5	887.0	935.3	959.6	935.3	887.0	827.5	721.1	611.4	497.4	390.4
17.5°	1371.7	1495.2	1551.7	1560.9	1551.7	1495.2	1371.7	1170.7	1001.9	808.6	595.3
15°	2181.2	2390.2	2522.9	2608.4	2522.9	2390.2	2181.2	1837.9	1517.9	1214.9	882.5
12.5°	3104.9	3698.8	4036.8	4165.7	4036.8	3698.8	3104.9	2563.5	2043.4	1586.7	1170.5
10°	4358.4	5756.8	6563.4	6969.3	6563.4	5756.8	4358.4	3472.8	2641.4	1965.6	1412.5
7.5°	6486.1	8645.8	11038.7	12145.8	11038.7	8645.8	6486.1	4433.7	3270.3	2375.1	1683.6
5°	8722.7	13464.6	17626.6	19619.7	17626.6	13464.6	8722.7	5910.0	3938.4	2739.0	1920.9
2.5°	11293.4	17688.3	23600.9	26087.0	23600.9	17688.3	11293.4	6990.1	4432.3	2955.6	2055.2
0°	12282.8	19731.8	26198.2	28638.4	26198.2	19731.8	12282.8	7222.6	4521.5	3033.3	2079.8
-2.5°	11446.3	17998.1	23702.5	26490.7	23702.5	17998.1	11446.3	6963.0	4472.7	3030.4	2099.4
-5°	9094.7	13538.8	17763.5	20035.5	17763.5	13538.8	9094.7	6128.3	4088.0	2847.6	1989.6
-7.5°	6674.9	9094.3	11440.5	12260.9	11440.5	9094.3	6674.9	4720.3	3456.6	2514.8	1807.6
-10°	4647.2	6032.6	6947.1	7208.1	6947.1	6032.6	4647.2	3711.6	2853.1	2155.1	1567.3
-12.5°	3445.5	4051.4	4473.0	4546.4	4473.0	4051.4	3445.5	2866.6	2273.4	1783.1	1348.1
-15°	2551.3	2859.4	3076.9	3091.5	3076.9	2859.4	2551.3	2201.0	1804.1	1431.9	1082.9
-17.5°	1865.0	2071.8	2181.6	2173.8	2181.6	2071.8	1865.0	1614.5	1379.3	1095.9	839.4
-20°	1333.6	1458.2	1546.7	1529.4	1546.7	1458.2	1333.6	1166.7	1004.3	805.0	635.8

Classified

Cooper Lighting Solutions Photometric Lab
1121 Highway 74 South
Peachtree City, GA 30269

Scaled Data Report



REPORT NUMBER: P626568 (CONVERTED FROM TYPE C PHOTOMETRY)

CATALOG NUMBER: GFLD-SA1A-740-U-NR-VSR-XX

CANDELA DISTRIBUTION (continued):

	-7.5°	-5°	-2.5°	0°	2.5°	5°	7.5°	10°	12.5°	15°	17.5°
-22.5°	929.9	1012.6	1064.4	1051.1	1064.4	1012.6	929.9	815.3	702.8	588.4	464.7
-25°	631.8	676.9	702.6	698.3	702.6	676.9	631.8	566.5	489.3	419.7	338.1
-27.5°	430.6	454.4	462.4	461.9	462.4	454.4	430.6	390.8	337.6	302.5	259.5
-30°	298.9	314.8	324.0	318.2	324.0	314.8	298.9	278.2	250.6	228.0	203.2
-32.5°	222.7	231.7	236.9	231.6	236.9	231.7	222.7	211.4	196.7	180.8	163.6
-35°	175.5	180.1	182.0	178.8	182.0	180.1	175.5	168.5	159.1	148.4	136.5
-37.5°	143.1	145.8	146.7	144.9	146.7	145.8	143.1	138.9	133.2	126.3	118.4
-40°	121.3	122.9	123.3	121.8	123.3	122.9	121.3	118.8	115.3	111.0	105.5
-42.5°	106.1	107.1	107.3	106.7	107.3	107.1	106.1	104.5	102.0	98.7	95.0
-45°	94.8	95.7	95.8	95.2	95.8	95.7	94.8	93.6	91.5	88.7	85.4
-47.5°	85.7	86.2	86.4	86.1	86.4	86.2	85.7	84.9	83.3	80.8	77.9
-50°	78.7	79.0	79.1	78.8	79.1	79.0	78.7	78.1	76.9	74.5	71.7
-52.5°	72.8	73.1	73.2	73.3	73.2	73.1	72.8	72.4	71.5	69.2	66.8
-55°	67.9	68.2	68.4	68.5	68.4	68.2	67.9	67.5	66.8	64.7	62.3
-57.5°	63.8	64.1	64.2	64.3	64.2	64.1	63.8	63.3	62.8	60.7	58.4
-60°	59.3	59.7	59.9	60.0	59.9	59.7	59.3	58.9	58.3	56.5	54.3
-62.5°	53.6	53.8	53.9	54.0	53.9	53.8	53.6	53.3	52.8	51.4	49.5
-65°	47.9	48.3	48.4	48.5	48.4	48.3	47.9	47.5	46.8	45.6	43.8
-67.5°	41.8	42.2	42.6	43.0	42.6	42.2	41.8	41.2	40.6	39.5	38.0
-70°	36.3	36.8	37.0	37.0	37.0	36.8	36.3	35.6	34.9	34.0	32.7
-72.5°	30.8	31.3	31.7	32.1	31.7	31.3	30.8	30.3	29.6	28.8	27.7
-75°	25.5	26.0	26.1	26.1	26.1	26.0	25.5	24.9	24.3	23.6	22.6
-77.5°	20.0	20.5	20.6	20.6	20.6	20.5	20.0	19.6	19.1	18.5	17.8
-80°	14.9	15.1	15.5	15.8	15.5	15.1	14.9	14.6	14.2	13.9	13.4
-82.5°	10.2	10.3	10.3	10.3	10.3	10.3	10.2	10.1	10.0	9.9	9.4
-85°	6.5	6.7	6.7	6.7	6.7	6.7	6.5	6.3	6.1	5.9	5.7
-87.5°	3.0	3.0	3.0	3.0	3.0	3.0	3.0	3.0	2.9	2.9	2.7
-90°	0.0	0.0	0.0	0.0	0.0	0.0	0.0	0.0	0.0	0.0	0.0



REPORT NUMBER: P626568 (CONVERTED FROM TYPE C PHOTOMETRY)
 CATALOG NUMBER: GFLD-SA1A-740-U-NR-VSR-XX

CANDELA DISTRIBUTION (continued):

	20°	22.5°	25°	27.5°	30°	32.5°	35°	37.5°	40°	42.5°	45°
90°	0.0	0.0	0.0	0.0	0.0	0.0	0.0	0.0	0.0	0.0	0.0
87.5°	0.0	0.0	0.0	0.0	0.0	0.0	0.0	0.0	0.0	0.0	0.0
85°	0.0	0.0	0.0	0.0	0.0	0.0	0.0	0.0	0.0	0.0	0.0
82.5°	0.0	0.0	0.0	0.0	0.0	0.0	0.0	0.0	0.0	0.0	0.0
80°	0.0	0.0	0.0	0.0	0.0	0.0	0.0	0.0	0.0	0.0	0.0
77.5°	0.0	0.0	0.0	0.0	0.0	0.0	0.0	0.0	0.0	0.0	0.0
75°	0.0	0.0	0.0	0.0	0.0	0.0	0.0	0.0	0.0	0.0	0.0
72.5°	0.0	0.0	0.0	0.0	0.0	0.0	0.0	0.0	0.0	0.0	0.0
70°	0.0	0.0	0.0	0.0	0.0	0.0	0.0	0.0	0.0	0.0	0.0
67.5°	0.0	0.0	0.0	0.0	0.0	0.0	0.0	0.0	0.0	0.0	0.0
65°	0.1	0.1	0.0	0.0	0.0	0.0	0.0	0.0	0.0	0.0	0.2
62.5°	0.6	0.7	0.7	0.6	0.5	0.3	0.4	0.4	0.3	0.1	0.2
60°	2.3	1.4	2.0	2.2	2.0	1.4	1.4	1.3	1.1	0.9	0.6
57.5°	7.5	7.2	5.9	5.1	4.8	4.3	3.5	2.8	2.5	2.0	1.4
55°	10.3	9.9	9.2	8.2	7.1	6.8	6.2	5.3	4.4	3.4	2.8
52.5°	12.6	12.8	12.4	11.2	10.2	9.6	8.7	7.9	6.9	5.9	4.6
50°	18.1	17.4	16.8	16.1	14.5	13.0	12.0	10.8	9.4	8.3	7.2
47.5°	23.1	22.1	21.4	20.5	18.7	17.2	15.5	13.8	12.0	10.3	9.2
45°	27.4	25.9	24.6	23.5	21.9	20.1	18.6	16.8	14.7	12.7	10.9
42.5°	31.8	29.5	27.7	26.6	24.7	22.9	21.2	19.8	17.5	15.2	13.3
40°	37.5	33.0	31.3	30.9	29.1	26.2	24.8	23.2	20.8	17.7	15.9
37.5°	47.0	41.0	38.0	36.4	34.8	31.8	29.0	27.1	24.9	21.4	18.8
35°	60.6	53.5	47.0	43.6	41.7	37.5	33.9	31.2	28.6	25.4	21.9
32.5°	72.4	64.4	56.7	50.8	46.6	42.7	38.7	35.3	31.9	28.6	25.2
30°	89.8	76.3	65.6	57.4	52.0	47.2	42.8	38.8	34.9	31.4	28.0
27.5°	113.3	91.9	77.3	65.7	57.7	51.9	47.0	42.2	37.9	34.1	30.6
25°	147.8	113.6	91.9	76.2	64.5	57.2	51.6	46.0	40.9	36.6	33.7
22.5°	197.5	150.7	115.0	87.6	74.6	65.3	57.0	50.0	44.2	40.4	36.9
20°	283.0	201.8	148.9	113.8	89.8	74.8	63.5	55.3	49.4	44.5	40.1
17.5°	429.3	297.4	192.8	146.5	112.3	89.1	72.8	61.9	54.5	48.5	43.4
15°	608.5	408.2	269.6	188.8	137.6	101.0	81.5	68.5	59.7	52.8	46.7
12.5°	795.1	513.6	333.1	220.9	155.7	113.7	90.7	76.0	64.9	55.9	48.8
10°	957.2	621.9	397.2	258.8	176.2	125.9	97.9	80.8	68.0	58.2	50.7
7.5°	1136.2	732.7	456.2	286.5	193.1	135.6	102.8	83.9	70.6	60.0	52.2
5°	1268.9	817.2	506.0	311.9	205.8	143.1	106.6	86.2	72.6	61.5	53.4
2.5°	1357.9	876.1	537.3	329.3	213.7	148.8	109.7	88.3	74.2	63.1	54.7
0°	1385.7	882.0	561.3	340.1	218.8	154.0	112.1	90.3	75.2	64.3	55.8
-2.5°	1394.2	892.1	558.9	342.4	220.6	156.7	113.2	90.7	76.0	64.7	55.9
-5°	1338.8	865.9	546.4	340.0	219.3	156.7	114.9	91.3	76.4	64.9	55.8
-7.5°	1241.5	809.4	513.6	324.6	212.9	154.2	116.1	92.2	76.8	65.3	56.2
-10°	1093.6	718.8	462.6	298.8	202.3	149.4	114.9	91.7	76.6	65.3	56.3
-12.5°	944.7	617.3	396.5	262.6	185.1	140.5	110.6	89.9	75.6	64.6	56.1
-15°	755.8	516.7	347.6	237.8	169.5	131.0	105.1	86.9	74.0	63.4	55.5
-17.5°	607.0	419.1	284.7	203.9	154.5	122.6	100.9	84.5	72.1	62.2	54.6
-20°	466.9	330.1	241.0	179.4	139.0	112.3	95.1	81.0	69.9	60.9	53.8

Classified

Cooper Lighting Solutions Photometric Lab
1121 Highway 74 South
Peachtree City, GA 30269

Scaled Data Report



REPORT NUMBER: P626568 (CONVERTED FROM TYPE C PHOTOMETRY)

CATALOG NUMBER: GFLD-SA1A-740-U-NR-VSR-XX

CANDELA DISTRIBUTION (continued):

	20°	22.5°	25°	27.5°	30°	32.5°	35°	37.5°	40°	42.5°	45°
-22.5°	351.9	267.4	200.1	154.2	124.7	104.3	89.4	77.1	67.2	59.1	52.7
-25°	273.4	213.2	167.3	136.2	112.0	95.5	84.0	74.0	65.1	57.3	51.4
-27.5°	216.2	173.2	143.6	119.5	101.7	89.6	79.7	70.8	62.8	55.9	50.1
-30°	175.1	147.1	124.4	106.3	93.6	83.5	75.5	68.1	60.7	54.2	48.7
-32.5°	143.5	126.3	109.1	96.1	85.6	77.9	71.4	65.1	58.1	52.4	47.3
-35°	122.8	110.3	98.2	87.8	78.9	73.0	67.3	61.4	55.7	50.4	45.6
-37.5°	108.5	98.3	89.1	80.8	74.2	68.6	63.5	58.3	53.1	48.3	43.9
-40°	97.3	88.6	81.4	75.0	69.8	65.0	60.4	55.6	51.0	46.1	42.0
-42.5°	88.2	81.3	75.1	70.2	65.7	61.6	57.6	53.4	48.9	44.3	39.9
-45°	80.6	75.2	70.0	65.7	61.8	58.4	55.4	51.2	46.7	42.1	37.8
-47.5°	74.3	69.8	65.5	61.4	58.3	55.4	52.4	48.7	44.0	39.7	35.9
-50°	68.7	65.1	61.4	57.7	54.9	52.2	49.0	45.2	41.2	37.6	34.1
-52.5°	64.2	61.0	57.7	54.6	51.9	49.0	45.6	42.3	38.9	35.6	32.3
-55°	59.6	57.0	54.4	51.8	49.3	46.3	43.2	39.9	36.6	33.5	30.1
-57.5°	56.0	53.6	51.3	49.0	46.7	43.8	40.6	37.4	33.9	30.7	27.6
-60°	52.2	50.1	47.8	45.6	43.4	40.8	37.4	34.0	30.8	27.9	24.9
-62.5°	47.5	45.4	43.4	41.2	39.0	36.4	33.3	30.2	27.5	24.9	22.1
-65°	42.0	40.1	38.2	36.0	33.7	31.0	28.4	26.1	24.0	21.8	19.4
-67.5°	36.4	34.7	32.7	30.5	28.5	26.4	24.5	22.5	20.6	18.5	16.4
-70°	31.3	30.0	28.4	26.5	24.5	22.5	20.7	19.0	17.1	15.4	13.8
-72.5°	26.5	25.3	23.8	22.1	20.4	18.7	17.2	15.7	14.3	12.8	11.4
-75°	21.6	20.6	19.4	18.0	16.6	15.2	13.9	12.7	11.5	10.3	9.1
-77.5°	17.0	16.3	15.4	14.3	13.2	12.1	11.1	10.0	9.0	8.1	7.2
-80°	12.8	12.3	11.6	10.8	9.9	9.1	8.2	7.5	6.8	6.2	5.6
-82.5°	9.0	8.5	8.1	7.4	6.8	6.2	5.6	5.1	4.7	4.3	3.9
-85°	5.4	5.2	4.9	4.5	4.2	3.8	3.5	3.3	3.0	2.8	2.5
-87.5°	2.5	2.4	2.2	2.1	2.1	2.0	2.0	1.8	1.6	1.4	1.3
-90°	0.0	0.0	0.0	0.0	0.0	0.0	0.0	0.0	0.0	0.0	0.0



REPORT NUMBER: P626568 (CONVERTED FROM TYPE C PHOTOMETRY)

CATALOG NUMBER: GFLD-SA1A-740-U-NR-VSR-XX

CANDELA DISTRIBUTION (continued):

	47.5°	50°	52.5°	55°	57.5°	60°	62.5°	65°	67.5°	70°	72.5°
90°	0.0	0.0	0.0	0.0	0.0	0.0	0.0	0.0	0.0	0.0	0.0
87.5°	0.0	0.0	0.0	0.0	0.0	0.0	0.0	0.0	0.0	0.0	0.0
85°	0.0	0.0	0.0	0.0	0.0	0.0	0.0	0.0	0.0	0.0	0.0
82.5°	0.0	0.0	0.0	0.0	0.0	0.0	0.0	0.0	0.0	0.0	0.0
80°	0.0	0.0	0.0	0.0	0.0	0.0	0.0	0.0	0.0	0.0	0.0
77.5°	0.0	0.0	0.0	0.0	0.0	0.0	0.0	0.0	0.0	0.0	0.0
75°	0.0	0.0	0.0	0.0	0.0	0.0	0.0	0.0	0.1	0.0	0.0
72.5°	0.0	0.0	0.0	0.0	0.0	0.0	0.0	0.1	0.1	0.1	0.0
70°	0.0	0.0	0.0	0.1	0.1	0.0	0.0	0.1	0.2	0.3	0.2
67.5°	0.0	0.0	0.0	0.1	0.2	0.2	0.0	0.1	0.2	0.4	0.3
65°	0.2	0.1	0.0	0.2	0.3	0.4	0.3	0.2	0.3	0.4	0.5
62.5°	0.4	0.5	0.3	0.2	0.3	0.5	0.6	0.4	0.3	0.4	0.6
60°	0.4	0.5	0.6	0.5	0.4	0.5	0.6	0.5	0.4	0.5	0.6
57.5°	1.1	0.7	0.7	0.6	0.5	0.6	0.6	0.6	0.5	0.5	0.6
55°	2.0	1.4	1.0	0.8	0.7	0.6	0.6	0.6	0.6	0.6	0.6
52.5°	3.4	2.5	1.8	1.2	0.9	0.7	0.7	0.6	0.6	0.6	0.6
50°	5.5	3.9	2.9	2.1	1.3	1.0	0.8	0.7	0.6	0.6	0.6
47.5°	8.0	5.9	4.2	3.0	2.1	1.4	1.1	0.8	0.6	0.6	0.6
45°	9.9	8.2	5.9	4.3	3.0	2.0	1.4	1.0	0.7	0.6	0.6
42.5°	11.7	10.2	8.0	5.5	4.1	2.8	1.8	1.3	0.9	0.7	0.6
40°	14.1	12.2	10.0	7.5	5.4	3.6	2.5	1.7	1.1	0.8	0.7
37.5°	16.5	14.4	12.0	9.3	6.8	4.8	3.2	2.1	1.4	1.0	0.7
35°	19.2	16.7	14.0	11.1	8.4	6.0	3.8	2.6	1.8	1.2	0.8
32.5°	22.0	18.9	15.9	12.9	9.9	7.3	4.7	3.2	2.1	1.4	0.9
30°	24.7	21.1	17.6	14.6	11.4	8.6	5.9	3.9	2.5	1.7	1.0
27.5°	27.1	23.2	19.2	16.1	12.9	9.8	7.1	4.6	2.8	1.9	1.2
25°	29.7	25.4	21.1	17.5	14.3	11.1	8.2	5.4	3.3	2.2	1.4
22.5°	32.5	27.6	23.0	18.7	15.8	12.3	9.2	6.4	3.9	2.5	1.6
20°	35.6	29.8	24.8	20.4	17.1	13.6	10.2	7.2	4.6	2.7	1.8
17.5°	38.8	32.2	27.0	22.4	18.5	14.7	11.2	8.0	5.2	3.0	2.0
15°	41.0	34.6	29.0	24.2	19.8	15.8	12.1	8.7	5.8	3.2	2.1
12.5°	42.8	36.6	30.7	25.9	21.1	16.8	12.9	9.3	6.4	3.5	2.3
10°	44.4	38.4	32.3	27.4	22.4	17.7	13.7	9.9	7.0	3.9	2.5
7.5°	45.8	39.8	33.6	28.8	23.6	18.6	14.4	10.4	7.5	4.3	2.6
5°	46.9	41.0	34.7	29.8	24.8	19.6	14.9	10.8	7.9	4.7	2.8
2.5°	47.8	42.1	35.6	30.4	25.8	20.4	15.4	11.2	8.2	5.1	2.9
0°	48.5	43.0	36.4	30.9	26.7	21.2	15.8	11.5	8.5	5.5	3.0
-2.5°	48.9	43.1	37.2	31.5	27.2	21.8	16.5	11.9	8.7	5.8	3.2
-5°	49.1	43.1	37.8	31.9	27.6	22.3	17.1	12.2	8.9	6.1	3.3
-7.5°	49.4	43.3	38.2	32.2	27.8	22.7	17.6	12.4	9.0	6.3	3.5
-10°	49.5	43.6	38.2	32.7	28.0	23.0	17.9	12.6	9.1	6.4	3.6
-12.5°	49.4	43.5	38.2	32.9	28.1	23.2	18.0	12.8	9.2	6.5	3.7
-15°	49.0	43.3	38.1	32.9	28.1	23.2	18.1	13.1	9.4	6.5	3.8
-17.5°	48.4	42.8	38.0	32.7	27.9	23.2	18.0	13.2	9.5	6.5	3.9
-20°	47.8	42.3	37.8	32.3	27.7	23.1	17.9	13.1	9.5	6.4	4.0

Classified

Cooper Lighting Solutions Photometric Lab
1121 Highway 74 South
Peachtree City, GA 30269

Scaled Data Report



REPORT NUMBER: P626568 (CONVERTED FROM TYPE C PHOTOMETRY)

CATALOG NUMBER: GFLD-SA1A-740-U-NR-VSR-XX

CANDELA DISTRIBUTION (continued):

	47.5°	50°	52.5°	55°	57.5°	60°	62.5°	65°	67.5°	70°	72.5°
-22.5°	47.0	41.9	37.1	31.9	27.4	22.8	17.6	13.0	9.4	6.2	4.1
-25°	46.0	41.2	36.3	31.5	27.1	22.4	17.3	12.7	9.2	6.0	4.1
-27.5°	45.0	40.3	35.5	31.1	26.5	21.9	16.9	12.4	8.9	5.8	4.1
-30°	43.8	39.4	34.8	30.4	25.8	21.2	16.4	12.0	8.5	5.7	4.0
-32.5°	42.5	38.4	34.0	29.4	24.9	20.4	15.7	11.4	8.1	5.6	4.0
-35°	41.3	37.2	33.0	28.2	23.9	19.5	14.9	10.7	7.7	5.5	3.9
-37.5°	39.8	35.8	31.5	26.9	22.8	18.5	14.3	10.3	7.2	5.4	3.9
-40°	38.1	34.1	29.7	25.7	21.7	17.5	13.6	9.9	6.9	5.2	3.8
-42.5°	36.2	32.2	28.3	24.4	20.5	16.6	12.8	9.5	6.8	5.0	3.6
-45°	34.2	30.5	26.9	23.1	19.3	15.8	12.2	9.0	6.6	4.8	3.5
-47.5°	32.3	29.0	25.5	21.8	18.3	14.8	11.5	8.6	6.3	4.7	3.4
-50°	30.8	27.5	23.9	20.4	17.1	13.9	10.7	8.2	6.1	4.5	3.3
-52.5°	29.0	25.7	22.2	18.8	15.8	12.8	10.1	7.6	5.7	4.2	3.1
-55°	26.9	23.6	20.2	17.3	14.5	11.8	9.3	7.1	5.3	4.0	2.9
-57.5°	24.4	21.1	18.4	15.7	13.1	10.7	8.4	6.4	4.9	3.7	2.6
-60°	21.9	19.2	16.7	14.1	11.7	9.5	7.5	5.7	4.5	3.4	2.4
-62.5°	19.6	17.2	14.7	12.3	10.2	8.3	6.5	5.2	4.0	3.0	2.1
-65°	17.0	14.7	12.5	10.6	8.7	7.1	5.8	4.6	3.6	2.6	1.9
-67.5°	14.3	12.5	10.6	8.8	7.5	6.2	5.1	4.0	3.1	2.2	1.7
-70°	12.1	10.4	8.9	7.6	6.4	5.3	4.3	3.4	2.6	2.0	1.5
-72.5°	10.0	8.7	7.5	6.4	5.4	4.4	3.5	2.8	2.2	1.8	1.4
-75°	8.0	7.0	6.0	5.1	4.2	3.5	2.9	2.3	1.9	1.5	1.2
-77.5°	6.4	5.5	4.6	3.9	3.4	2.9	2.4	1.9	1.6	1.3	1.0
-80°	4.9	4.3	3.8	3.3	2.8	2.3	1.9	1.6	1.3	1.1	0.9
-82.5°	3.5	3.2	2.9	2.6	2.3	1.9	1.6	1.3	1.1	0.9	0.7
-85°	2.4	2.2	2.1	2.0	1.7	1.5	1.2	1.0	0.8	0.6	0.4
-87.5°	1.2	1.2	1.1	1.0	0.9	0.7	0.6	0.5	0.4	0.3	0.2
-90°	0.0	0.0	0.0	0.0	0.0	0.0	0.0	0.0	0.0	0.0	0.0

Classified

Cooper Lighting Solutions Photometric Lab
1121 Highway 74 South
Peachtree City, GA 30269

Scaled Data Report



REPORT NUMBER: P626568 (CONVERTED FROM TYPE C PHOTOMETRY)

CATALOG NUMBER: GFLD-SA1A-740-U-NR-VSR-XX

CANDELA DISTRIBUTION (continued):

	75°	77.5°	80°	82.5°	85°	87.5°	90°
90°	0.0	0.0	0.0	0.0	0.0	0.0	0.0
87.5°	0.0	0.0	0.0	0.0	0.0	0.0	0.0
85°	0.0	0.0	0.0	0.0	0.0	0.0	0.0
82.5°	0.0	0.0	0.0	0.0	0.0	0.0	0.0
80°	0.0	0.0	0.0	0.0	0.0	0.1	0.0
77.5°	0.0	0.0	0.0	0.0	0.0	0.1	0.0
75°	0.0	0.0	0.0	0.0	0.0	0.1	0.0
72.5°	0.0	0.1	0.1	0.0	0.0	0.1	0.0
70°	0.1	0.1	0.1	0.0	0.0	0.1	0.0
67.5°	0.2	0.2	0.2	0.1	0.0	0.1	0.0
65°	0.3	0.3	0.2	0.1	0.0	0.1	0.0
62.5°	0.5	0.3	0.3	0.2	0.1	0.2	0.0
60°	0.6	0.4	0.4	0.3	0.1	0.2	0.0
57.5°	0.6	0.5	0.4	0.3	0.1	0.2	0.0
55°	0.6	0.6	0.5	0.4	0.2	0.2	0.0
52.5°	0.6	0.6	0.5	0.4	0.2	0.2	0.0
50°	0.6	0.6	0.5	0.5	0.3	0.2	0.0
47.5°	0.6	0.6	0.6	0.6	0.3	0.3	0.0
45°	0.6	0.6	0.6	0.6	0.4	0.3	0.0
42.5°	0.6	0.6	0.6	0.6	0.4	0.3	0.0
40°	0.6	0.6	0.6	0.6	0.4	0.3	0.0
37.5°	0.6	0.6	0.6	0.6	0.4	0.3	0.0
35°	0.6	0.6	0.6	0.6	0.5	0.4	0.0
32.5°	0.6	0.6	0.6	0.6	0.5	0.4	0.0
30°	0.7	0.6	0.6	0.6	0.5	0.4	0.0
27.5°	0.7	0.6	0.6	0.6	0.5	0.4	0.0
25°	0.8	0.6	0.6	0.6	0.6	0.4	0.0
22.5°	0.9	0.6	0.6	0.6	0.6	0.4	0.0
20°	1.0	0.7	0.6	0.6	0.6	0.5	0.0
17.5°	1.1	0.7	0.6	0.6	0.6	0.5	0.0
15°	1.2	0.8	0.6	0.6	0.6	0.5	0.0
12.5°	1.3	0.8	0.6	0.6	0.6	0.5	0.0
10°	1.4	0.9	0.6	0.6	0.6	0.5	0.0
7.5°	1.5	1.0	0.6	0.6	0.6	0.6	0.0
5°	1.6	1.1	0.6	0.6	0.6	0.6	0.0
2.5°	1.7	1.1	0.6	0.6	0.6	0.6	0.0
0°	1.8	1.2	0.6	0.6	0.6	0.6	0.0
-2.5°	2.0	1.3	0.7	0.6	0.6	0.6	0.0
-5°	2.1	1.3	0.7	0.6	0.6	0.6	0.0
-7.5°	2.2	1.4	0.8	0.6	0.6	0.6	0.0
-10°	2.4	1.4	0.8	0.6	0.6	0.6	0.0
-12.5°	2.5	1.5	0.8	0.6	0.6	0.6	0.0
-15°	2.5	1.5	0.9	0.6	0.6	0.6	0.0
-17.5°	2.6	1.5	0.9	0.6	0.6	0.6	0.0
-20°	2.6	1.5	0.9	0.6	0.6	0.6	0.0

Classified

Cooper Lighting Solutions Photometric Lab
1121 Highway 74 South
Peachtree City, GA 30269

Scaled Data Report



REPORT NUMBER: P626568 (CONVERTED FROM TYPE C PHOTOMETRY)

CATALOG NUMBER: GFLD-SA1A-740-U-NR-VSR-XX

CANDELA DISTRIBUTION (continued):

	75°	77.5°	80°	82.5°	85°	87.5°	90°
-22.5°	2.7	1.6	0.9	0.6	0.6	0.6	0.0
-25°	2.7	1.6	0.9	0.6	0.6	0.5	0.0
-27.5°	2.7	1.6	0.9	0.6	0.6	0.5	0.0
-30°	2.7	1.7	0.9	0.6	0.6	0.5	0.0
-32.5°	2.6	1.7	0.9	0.6	0.6	0.5	0.0
-35°	2.6	1.7	0.9	0.6	0.6	0.5	0.0
-37.5°	2.6	1.6	0.8	0.6	0.6	0.5	0.0
-40°	2.6	1.6	0.8	0.6	0.6	0.5	0.0
-42.5°	2.5	1.6	0.8	0.6	0.6	0.4	0.0
-45°	2.4	1.5	0.8	0.6	0.6	0.4	0.0
-47.5°	2.3	1.4	0.8	0.6	0.6	0.4	0.0
-50°	2.2	1.3	0.9	0.6	0.6	0.4	0.0
-52.5°	2.1	1.2	0.9	0.6	0.6	0.4	0.0
-55°	1.9	1.2	0.8	0.6	0.6	0.3	0.0
-57.5°	1.7	1.2	0.8	0.6	0.6	0.3	0.0
-60°	1.6	1.1	0.8	0.6	0.6	0.3	0.0
-62.5°	1.5	1.1	0.8	0.6	0.6	0.3	0.0
-65°	1.4	1.0	0.8	0.6	0.5	0.3	0.0
-67.5°	1.3	1.0	0.7	0.6	0.5	0.2	0.0
-70°	1.2	0.9	0.7	0.6	0.4	0.2	0.0
-72.5°	1.0	0.8	0.7	0.5	0.4	0.2	0.0
-75°	0.9	0.7	0.6	0.5	0.3	0.2	0.0
-77.5°	0.8	0.6	0.5	0.4	0.3	0.1	0.0
-80°	0.6	0.5	0.4	0.3	0.2	0.1	0.0
-82.5°	0.5	0.4	0.3	0.2	0.2	0.1	0.0
-85°	0.3	0.3	0.2	0.2	0.1	0.1	0.0
-87.5°	0.2	0.1	0.1	0.1	0.1	0.0	0.0
-90°	0.0	0.0	0.0	0.0	0.0	0.0	0.0

(END OF REPORT)